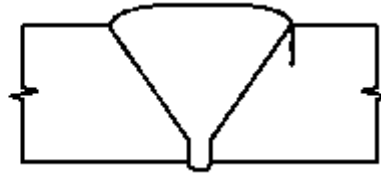


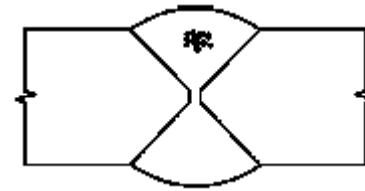
12
Root Crack In Single Vee
MT/PT, UT



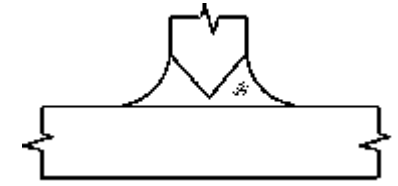
14
Centerline Crack, Single Vee
(surface beaking) MT/PT, UT



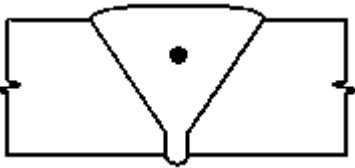
15
Centerline Crack, Single Vee
(sub-surface) UT, RT



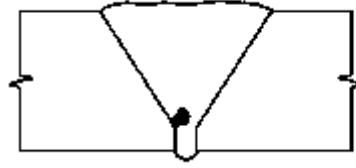
30
Porosity In Double Vee
(sub-surface) UT, RT



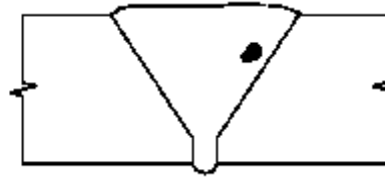
31
Porosity In Fillet
(sub-surface) UT, RT



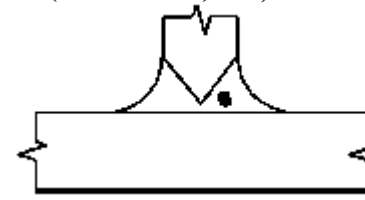
34
Single Gas Pore In Single
Vee UT, RT



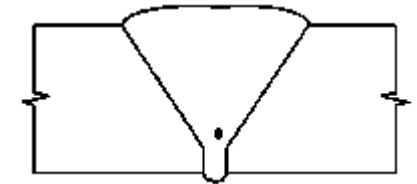
36
Slag Inclusion In Single
Vee (root area) UT, RT



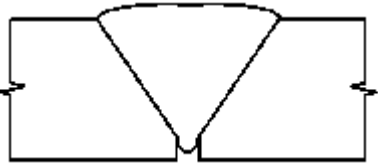
37
Slag Inclusion In Single Vee
(weld groove area) UT, RT



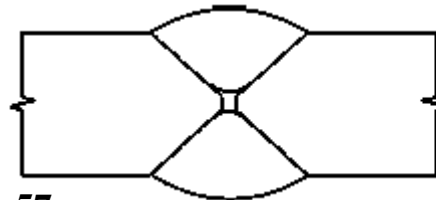
38
Slag Inclusion In Fillet
(root area) UT, RT



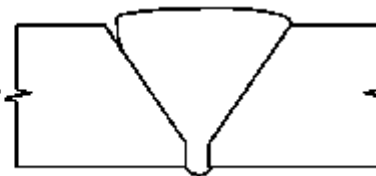
39
Porosity In Fillet
(sub-surface) UT, RT



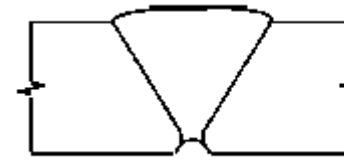
56
Incomplete Root Penetration
In Single Vee, VT, UT, RT



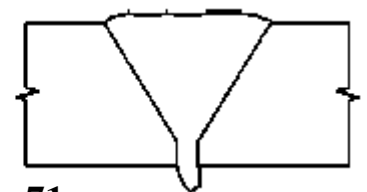
57
Incomplete Root Penetration
In Double Vee, UT, RT



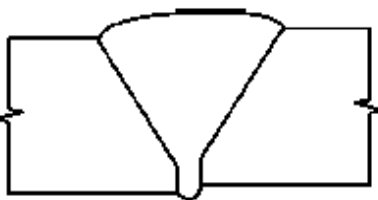
59
Incomplete Groove Weld
(crown area) VT, MT/PT,
UT, RT



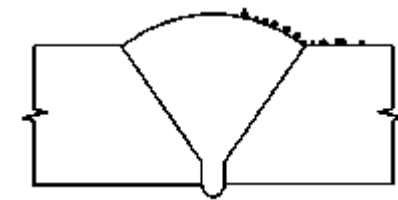
70
Root Concavity In Single
Vee VT, RT



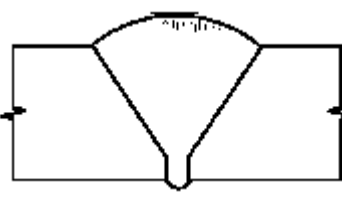
71
Excess Root Penetration
In Single Vee VT, RT



72
Misalignment, Root & Crown
In Single Vee VT, RT



90
Weld Splatter on Single Vee
VT, RT



92
Chipping Hammer Marks
on Single Vee VT, RT

Nákres vzoriek s rozmermi

